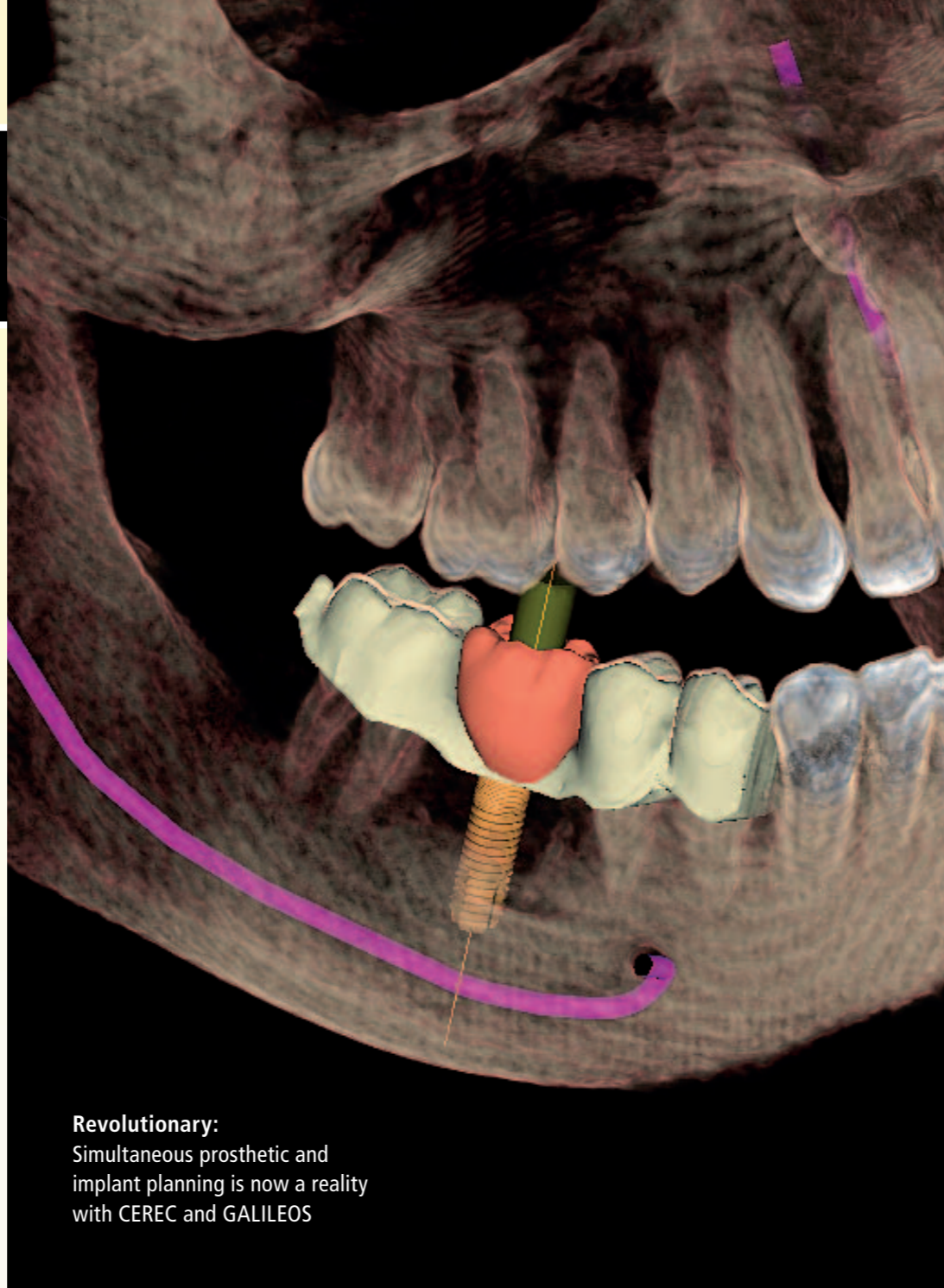
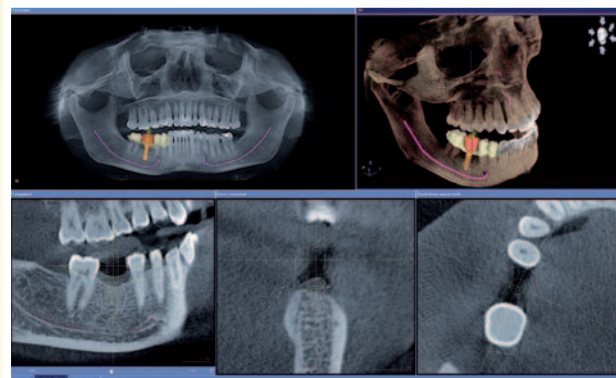


#### A new approach to implantology

Supporting simultaneous prosthetic and surgical implant planning, CEREC and GALILEOS have the potential to revolutionize implantology. For the first time crown design and the X-ray image are displayed together in a single view. During the planning process you can see the final outcome including the gingiva and can adjust the position of the implant accordingly. This results in enhanced aesthetics and avoids any risks to long-term stability caused by asymmetrical loading.

#### Improved communication with patients

Patients normally decide in favour of the most aesthetic solution. Using CEREC and GALILEOS you are in a position to show your patient how the final restoration will look. This engenders trust and increases the acceptance of your therapy proposals. Your patients are better informed and are more likely to make a decision in the affirmative faster.



**Revolutionary:**  
Simultaneous prosthetic and  
implant planning is now a reality  
with CEREC and GALILEOS



CAD/CAM SYSTEMS | INSTRUMENTS | HYGIENE SYSTEMS | TREATMENT CENTERS | IMAGING SYSTEMS

#### SIRONA – UNIQUE WORLDWIDE SYSTEMS EXPERTISE IN DENTAL EQUIPMENT PRODUCTS

Sirona develops and manufactures a comprehensive range of dental equipment, including CAD/CAM Systems for dental practices (CEREC) and laboratories (inLab), Instruments and Hygiene Systems, Treatment Centers and Imaging Systems. Sirona manufactures high technology products that guarantee ease of use and a high return on investment – for the good of your practice and for the benefit of your patients. In this way, you can approach every challenge you face with confidence. **Enjoy every day. With Sirona.**

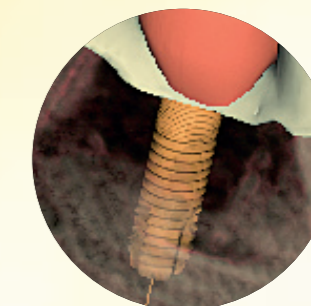
Sirona Dental Systems · E-mail : [contact@sirona.com](mailto:contact@sirona.com) · [www.sirona.com](http://www.sirona.com)

RTS-RIEGELTEAM.DE

CAD/CAM SYSTEMS | INSTRUMENTS | HYGIENE SYSTEMS | TREATMENT CENTERS | IMAGING SYSTEMS

#### CEREC MEETS GALILEOS

**For dentists who want to see more  
during implant planning.**



Subject to technical changes and errors in the text.  
Order No. A91100-M43-BZ71-01-7600, Printed in Germany, Dispo No. 04605, 402323838 WS 011010.10

The Dental Company

**sirona**

The Dental Company

**sirona**

## CEREC MEETS GALILEOS

# Implant precision redefined.

## OPTIMUM DIAGNOSTICS AND PROSTHETICS

### CEREC crowns your implant planning.

The new and unique implant planning security of CEREC combined with GALILEOS sets new standards in implantology. Precise implantation is easier than ever before and you directly realize the desired prosthetic result. This means that you can plan and place more implants than in the past.

Enjoy every day. With Sirona.

#### The benefits in brief:

- **Improved diagnostics** – with precise 3D X-ray images.
- **Simultaneous prosthetic and surgical planning** – without the need for complex adjustments to the implant or the superstructure.
- **Improved counselling and patient loyalty** – result in faster decision making, enhance image and provide positive recommendations for your dental practice.
- **Improved planning security and time saving** – with surgical guides from our centralized production facility. In future with CEREC MC XL you will be able to fabricate surgical guides yourself in-house.\*
- **Optimum chairside superstructures** – temporaries, custom abutments and final prosthetics all from a single source.
- **Clinical efficiency and cost-effective workflow** – no unnecessary referrals to other dental professionals.

*\* Currently in development and clinical trials.*

## THE UNIQUE CAD/CAM SOLUTION

### CEREC – the system for success.

From secure implant planning to the creation of custom abutments and much more besides: the CEREC system enables implantologists to expand their treatment portfolio and achieve substantial efficiencies as well as generate additional capacity. Today high precision surgical guides are available from our centralized production facility. In future with CEREC MC XL you will be able to fabricate surgical guides yourself in-house.\*

#### CEREC can expand your treatment portfolio:

- Temporary restorations
- Low-cost, long-term temporaries
- Permanent implant-borne restorations
- Custom abutments
- Digital optical impressions instead of conventional ones
- All-ceramic restorations – aesthetic, biocompatible, long-lasting

#### From a stand-alone chairside solution to a comprehensive practice system

In implant planning or as a direct connection to the dental lab with digital impressions (via CEREC Connect) – CEREC is the interface to modern, complete patient care and ensures the sustained success of your dental practice.



## OPTIMUM IMAGE WITH MINIMUM RADIATION AND EFFICIENT WORKFLOW

### GALILEOS – the new dimension for your practice.

Regardless of whether you purchase your own GALILEOS system or collaborate with a GALILEOS dentist – GALILEOS will be a key factor in the success of your dental practice. GALILEOS is a positive investment for all dentists wanting to expand in implantology offering diagnosis, patient counselling, therapy and prevention.

- Incomparable increased safety for diagnosis and therapy
- Increased patient acceptance of proposed courses of treatment through better understanding and enhanced trust
- Generates new patients based on personal recommendations
- Higher degree of forensic security

#### Indications for 3D radiography

GALILEOS makes excellent clinical and economic sense when deployed in the following areas:

- Implantology
- Endodontics
- Surgery (e.g. wisdom teeth etc.)
- Periodontics
- Orthodontics
- Collaboration with ENT specialists

#### GALILEOS – definitely the right choice

GALILEOS not only delivers brilliant image quality at the lowest possible radiation dosage, but also through efficient software workflow. Examples of this are integrated implant planning, diagnosis-oriented navigation and the option of generating radiological reports at the touch of a button. This streamlines the practice workflow and saves valuable time.

